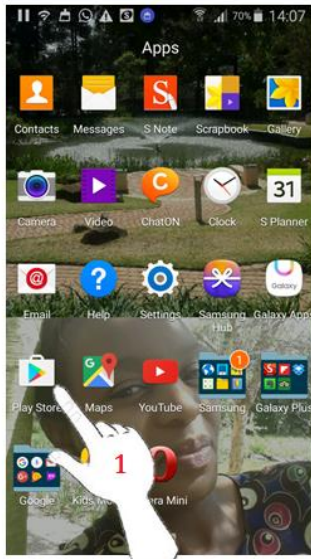
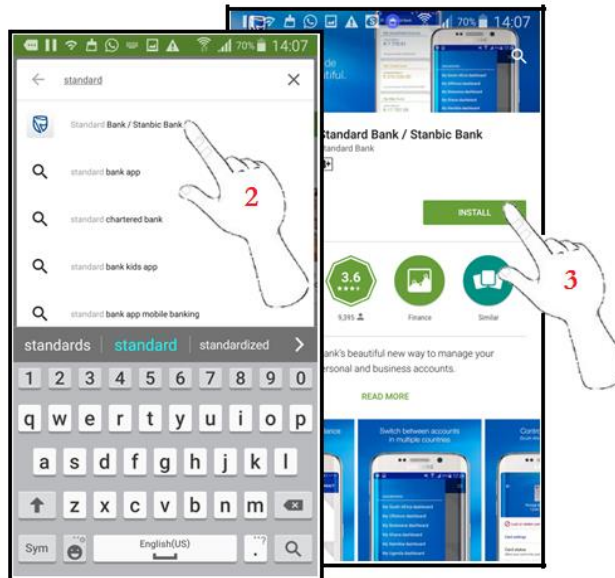


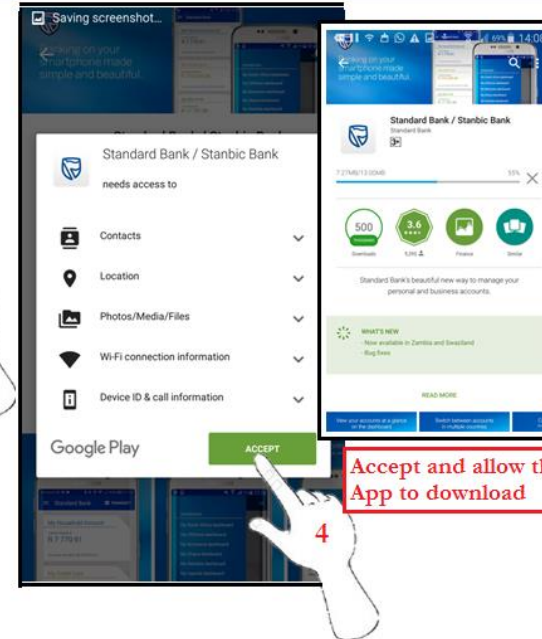
Using the SB SmartApp for the first time? ...Follow these steps...



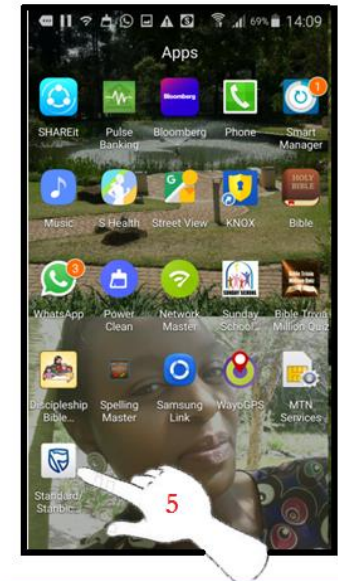
Go to your Play Store



search Standard Bank/Stanbic Bank
>Select and install the App



Accept and allow the App to download



It creates an icon on your phone
>Select the Icon

Using the SB SmartApp for the first time? ...Follow these steps...

Don't have a Standard Bank ID? Register here.

Entered your preferred email address and create a password

Note: This email address should be one that you have immediate access to

Link your Device

A One-Time-Pin is sent to the email you registered on Step 6 >Please enter it

DASHBOARD

MILLIONS ACCOUNT
SZL 1.61
Account number 91 10 0010 8030 2

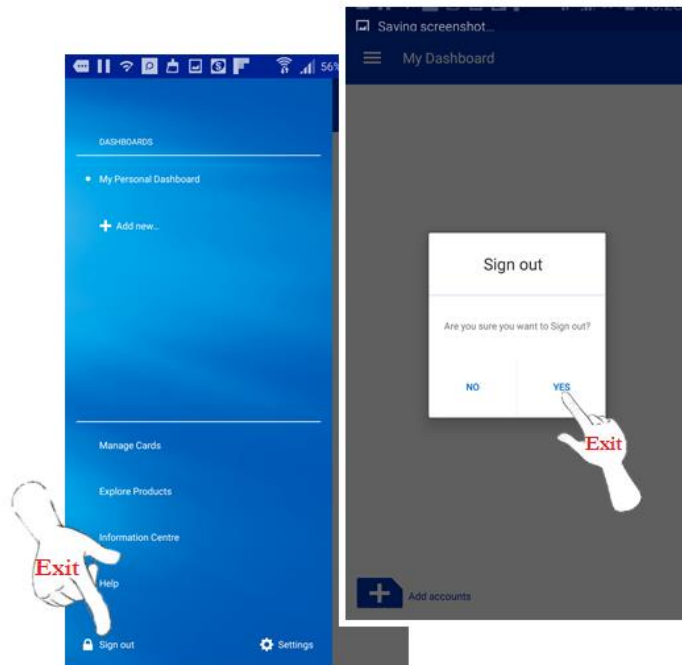
VACCATION ACCOUNT
SZL 53.68
Account number 91 10 0005 6753 4

TIKWELETI
-SZL 148,610.82
Account number 91 10 0017 4634 3

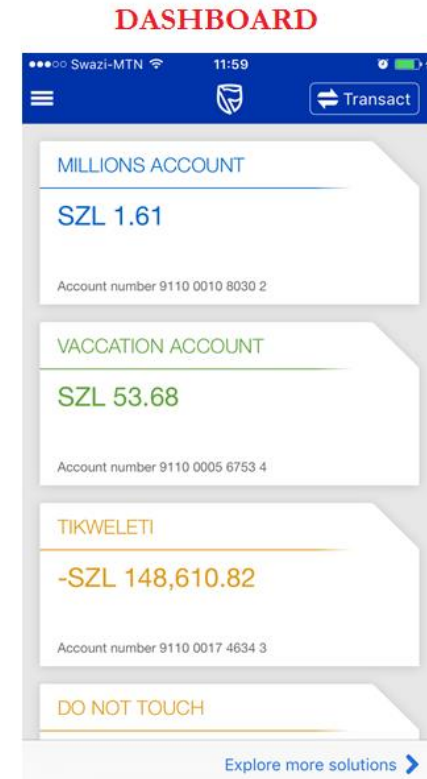
DO NOT TOUCH

Explore more solutions >

Using the SB SmartApp for the first time? ...Follow these steps...



The next Log-In screen looks like this.
>Enter your Password and "Sign In"



Using the SB SmartApp for the first time? ...Follow these steps...

